

REGULAR MEETING OF THE MUSCONETCONG SEWERAGE AUTHORITY

Chairman Rattner called the meeting to order at 7:32 PM. Following salute to colors, announcement was made that adequate notice of this meeting had been provided for as defined by the "Open Public Meetings Act".

MEMBERS PRESENT: Donald Bates, James Benson, Michael Grogan, Brian McNeilly, Melanie Michetti, Daren Phil, Michael Pucilowski, Steven Rattner, Rich Schindelar, Joseph Schwab

MEMBERS ABSENT: Edward Schwartz, John Sylvester

OTHERS PRESENT: Patrick Dwyer, Esq., Lee Purcell, PE, Fenton Purcell, PE, James Schilling, Marvin Joss

Chairman Rattner opened and closed the meeting to the public.

The Regular Meeting Minutes of September 25, 2014 were approved on a motion offered by Mr. Schwab, seconded by Mrs. Michetti. Roll Call:

Mr. Bates	Yes	Mr. Phil	Yes
Mr. Benson	Yes	Mr. Pucilowski	Yes
Mr. Grogan	Yes	Mr. Rattner	Yes
Mr. McNeilly	Abstained	Mr. Schindelar	Yes
Mrs. Michetti	Yes	Mr. Schwab	Yes

The Litigation Closed Session Meeting Minutes of September 25, 2014 were approved on a motion offered by Mrs. Michetti, seconded by Mr. Pucilowski. Roll Call:

Mr. Bates	Yes	Mr. Phil	Yes
Mr. Benson	Yes	Mr. Pucilowski	Yes
Mr. Grogan	Yes	Mr. Rattner	Yes
Mr. McNeilly	Abstained	Mr. Schindelar	Yes
Mrs. Michetti	Yes	Mr. Schwab	Yes

The Expenditures/Treasurer's Report for the month of September was accepted on a motion offered by Mr. Schwab, seconded by Mr. Benson and the affirmative roll call vote of members present.

TREASURER'S REPORT- OCTOBER 1, 2014

OPERATING ACCOUNT

Balance as of September 1, 2014:		<u>\$ 1,705,996.28</u>
Receipts (September):		
Hospitalization	2,688.36	
Disability Reimbursements	6,374.07	
Workers Comp Reimbursements	2,634.27	
		<u>\$ 11,696.70</u>
		<u>\$ 1,717,692.98</u>
Disbursements (September):		<u>\$ 295,070.55</u>
Balance as of October 1, 2014:		<u>\$ 1,422,622.43</u>

RENEWAL/REPLACEMENT ACCOUNT

Balance as of September 1, 2014:	<u>\$ 603,979.40</u>
Receipts:	0.00
Disbursements:	0.00
Balance as of October 1, 2014:	<u>\$ 603,979.40</u>

ESCROW ACCOUNT

Balance as of September 1, 2014:	<u>\$ 2,952.34</u>
Receipts:	0.00
Disbursements:	0.00
Balance as of October 1, 2014:	<u>\$ 2,952.34</u>

CAPITAL IMPROVEMENT ACCOUNT

Balance as of September 1, 2014:	\$ 525,000.00
Receipts:	0.00
Disbursements:	0.00
Balance as of October 1, 2014:	\$ 525,000.00

EXPENDITURES REPORT - 2014 BUDGET

10/1/14

	2014	YEAR-TO-DATE		%
	BUDGET	EXPENDITURES	BALANCE	REMAINING
Admin - Salaries and Wages	\$149,000.00	\$114,435.11	\$34,564.89	23.20%
Trustee Admin Fees	\$60,000.00	\$20,407.26	\$39,592.74	65.99%
Administrative - Other Expenses	\$33,000.00	\$22,493.96	\$10,506.04	31.84%
Legal	\$25,000.00	\$12,094.40	\$12,905.60	51.62%
Audit	\$14,000.00	\$7,000.00	\$7,000.00	50.00%
Engineer	\$20,000.00	\$6,590.00	\$13,410.00	67.05%
Pension	\$86,000.00	\$65,069.00	\$20,931.00	24.34%
Social Security	\$60,000.00	\$45,660.19	\$14,339.81	23.90%
Unemployment	\$7,000.00	\$5,209.36	\$1,790.64	25.58%
Hospitalization	\$222,800.00	\$147,042.56	\$75,757.44	34.00%
Disability Insurance	\$10,000.00	\$6,763.94	\$3,236.06	32.36%
Operating - Salaries and Wages	\$620,000.00	\$444,544.18	\$175,455.82	28.30%
Reserve for Future Retirement	\$15,000.00	\$0.00	\$15,000.00	100.00%
Telephone	\$15,000.00	\$12,089.62	\$2,910.38	19.40%
Electric	\$527,000.00	\$277,456.74	\$249,543.26	47.35%
Propane/Fuel Oil/ Gasoline	\$35,000.00	\$17,099.62	\$17,900.38	51.14%
Supplies/Chemicals	\$135,100.00	\$87,552.82	\$47,547.18	35.19%
Laboratory Supplies	\$8,000.00	\$4,788.37	\$3,211.63	40.15%
Office	\$20,000.00	\$5,803.50	\$14,196.50	70.98%
External Services	\$50,000.00	\$42,779.57	\$7,220.43	14.44%
Education/Training	\$15,000.00	\$5,535.64	\$9,464.36	63.10%
Laboratory Fees	\$25,000.00	\$13,584.20	\$11,415.80	45.66%
Maintenance/Repairs	\$100,000.00	\$24,885.74	\$75,114.26	75.11%
Insurance	\$110,000.00	\$96,056.31	\$13,943.69	12.68%
NJDEP Fees	\$25,000.00	\$18,768.25	\$6,231.75	24.93%
Permit/Compliance Fees	\$150,000.00	\$58,948.70	\$91,051.30	60.70%
Equipment	\$60,000.00	\$17,761.05	\$42,238.95	70.40%
Sludge Removal	\$550,000.00	\$349,128.47	\$200,871.53	36.52%
Contingency	\$25,000.00	\$0.00	\$25,000.00	100.00%
Capital Improvement	\$300,000.00	\$225,000.00	\$75,000.00	25.00%
Renewal and Replacement	\$200,000.00	\$150,000.00	\$50,000.00	25.00%
TOTAL	\$3,671,900.00	\$2,304,548.56	\$1,367,351.44	37.24%

The pending vouchers for the month of October were approved for payment on a motion offered by Mr. Benson, seconded by Mr. Bates and the affirmative roll call vote of members present.

NJSHBP (Oct Health Ins)	\$15,807.64
Admin Salaries	\$5,621.65
Plant Salaries	\$22,508.44
Unemployment	\$2.79
Social Security	\$2,172.34
Admin Salaries	\$5,621.65
Plant Salaries	\$23,371.72
Unemployment	\$2.79
Social Security	\$2,238.38
ADP	\$684.06
AmeriGas Propane	\$1,153.21
AEA	\$2,810.00
Vince Barbato (work boots)	\$134.98
Don Bates (AEA conf)	\$542.00
Blue Diamond	\$265.00
Cintas Corp	\$596.18
Cintas First Aid	\$111.85
Cleary Giacobbe	\$1,172.50
Robert Colabella (dental reimb)	\$314.00
Daily Record	\$174.04
Keith DeFazio (dental reimb)	\$410.54

Divita Balance	\$2,561.25
Finch Fuel Oil	\$3,003.11
Fisher Scientific	\$1,187.26
Golden Nugget	\$1,027.00
Susan Grebe (mileage reimb)	\$57.01
Michael Grogan (AEA conf)	\$542.00
Hach Company	\$840.24
Independence Constructors	\$3,466.70
Industrial Controls	\$5,281.01
Instrumentation Technology	\$1,125.00
JCP&L	\$26,196.55
KG Services	\$1,502.07
Kemira	\$4,771.95
LTPA	\$3,955.00
Lowe's	\$883.51
Maryland Biochemical	\$1,440.27
McMaster Carr	\$312.30
NJ American Water	\$635.27
Najarian	\$3,542.50
Northeast Industrial	\$1,636.12
Nusbaum Stein	\$4,580.40
One Call	\$23.18
Pan Metro	\$900.00
Parkhurst Distribution	\$19.82
Daren Phil (AEA conf)	\$542.00
The Plumbing Store	\$123.04
Polydyne	\$2,052.00
Michael Pucilowski (AEA conf)	\$542.00
QC Labs	\$330.00
Steven Rattner	\$542.00
James Schilling (AEA conf, miles, eye reimb)	\$1,093.21
Rich Schindelar (AEA conf)	\$621.00
Shell Fleet Plus	\$487.91
Spectraserv	\$15,996.44
David Stracco (dental reimb)	\$240.00
Univar	\$9,774.70
Verizon	\$701.41
Verizon Communications	\$49.99
Verizon Wireless	\$225.24
Zep	\$2,840.75

Chairman Rattner reviewed the correspondence list with the commissioners. He questioned if LTPA should review Correspondences E and F. Mr. Purcell said that the requests in the correspondence were for a meeting with the NJDEP for a Water Quality Management Plan Amendment from the Morris County MUA. Both of the properties are located in the MSA sewer service area. Chairman Rattner asked Mr. Purcell if that meant the MSA would have to consent to the amendment. Mr. Purcell said eventually the MSA would have to consent to the amendment, but at this point the amendment still had to be approved by Morris County, so that there would be time before a review by the MSA had to be completed.

The following correspondence for the month of October was received and filed on a motion offered by Mr. Pucilowski, seconded by Mr. Schwab and the affirmative vote of members present.

- A. 10/2/14 LTPA – Proposal Letter to James Schilling to Assist in Startup and Continuing Consultation in the Development of an Asset Management Plan
- B. 10/3/14 Woodmont Properties – Construction of Fieldstone and Shadow Woods Properties in Mount Arlington
- C. 10/14/14 Borough of Mount Arlington – Pubic Scoping Hearing Notice for After-the-fact diversions and disposals of Portions of Mount Arlington Beach and Arlington Glen
- D. 10/15/14 LTPA – Request for Quotations Letters to 10 Contractors with Specifications and Clarifications to Furnish, Install, Paint, Test and Place In Operation a Dilution Water Pump Assembly
- E. 10/15/14 Gregory Ploussas, PE – Water Quality Management Plan Amendment Block 106, Lot 2, Mount Olive Township
- F. 10/15/14 Gregory Ploussas, PE – Water Quality Management Plan Amendment Block 102, Lot 2, Mount Olive Township
- G. 10/21/14 Vincent Montanino, RMA – MSA 2015 Budget Package

Mr. Schilling asked if the commissioners had reviewed his monthly report and if anyone had any questions or comments. Chairman Rattner asked Mr. Schilling about an e-mail sent to Mount Olive concerning the Township's flows had doubled. Mr. Schilling said he sent an e-mail to the MSA's Mount Olive Commissioners to inform them that there was an issue in Mount Olive. He said he called Mike Lata at the Mount Olive Sewer Department to address the issue. The Township fixed the problem and the flows went back to normal. However, no one from Mount Olive Township informed Mr. Schilling what actually caused the problem. The commissioners discussed possible circumstances that would have caused the problem and the lack of communication from Mount Olive Township.

Mr. Schilling reported that the Authority received bids for soda ash and polymer on the previous day. He informed the commissioners that both bids were in attorney review for compliance. The polymer bid was for a period of two years. The bid price was the same for both years with a 5.5% decrease from the current rate. There was only one bid submitted for soda ash. The price bid for 2015 was approximately 6.5% higher than the rates paid in 2014 and the proposed 2016 rate is 10% higher than what the Authority is currently paying for soda ash. The MSA uses approximately 75 tons of soda ash annually, so the 6.5% increase for 2015 would be an actual impact to the budget of just under \$2,000.00. The 10% increase in 2016 would be just over a \$3,000.00 financial impact on the budget. He said he would make his recommendations after he reviews the costs further and attorney review is complete.

Mr. Schilling reported that the FEMA application submitted to the State is in close out. He met with a representative from FEMA. The original claim submitted was for \$126,662.00. The final approved amount submitted for close out is \$88,408.00. The change was from the sludge disposal that was sent to Parsippany Par-Troy Hills which could not be included in the claim, although he still considered that all hard costs from the storm damage were essentially recovered. Chairman Rattner noted that overtime should be included in the hard costs along with the extra fuel and sludge removal charges.

Mr. Schilling also reported that he updated the website to include a listing of all MSA professionals.

Mr. Schilling also mentioned that there were problems obtaining hotel reservations for the AEA Conference. All hotels were requiring a credit card to reserve rooms. The MSA Administrator used Mr. Schilling's personal credit card to reserve the rooms. He is looking into getting a commercial card with a \$5,000.00 credit line. Chairman Rattner noted that government agencies are not allowed to have credit cards, which is contradicting to this situation for the American Environmental Association Conference and the League of Municipalities Conference. Mr. Schilling explained that it would be the same as the credit cards the MSA has for gasoline and Lowe's, and it would actually be considered a vendor card.

Mr. Schilling summarized the presentation from Hach at the last month's meeting. He was working with the Engineering Committee with regard to purchasing the equipment presented at the presentation. Hach sent out revised proposals. He recommended that the Authority hold off purchasing the equipment. He believed that the Authority could do better on the costs associated with the equipment purchase and maintenance costs. He indicated that after some research the Committee found out they could do the project for at least one third of the costs and maybe even lower. Chairman Rattner asked if the plant's equipment was compatible to this newer high tech equipment. He summarized some of the numbers and information that was discussed at the Hach presentation last month. Mr. Schilling explained about what he expected the target numbers to be. Chairman Rattner asked Mr. Purcell if any modifications to existing equipment would have to be done to handle the new equipment. Mr. Purcell was not sure, but he expressed that good monitoring is very important to have. He said that there may be a compatibility issue that equipment vendors would not want to address and that would revert back to the Authority. He suggested that the numbers should be reviewed very carefully to provide a system that does what it is supposed to do. He said a licensed electrician would be required for installation and integration of the equipment along with other various professional contractors. Mr. Pucilowski said that the Engineering Committee is reviewing the Capital Budget with what this project is proposing and they are suggesting that Mr. Schilling look at various systems that would be functional for the whole plant. Then they would figure what the Committee wants to do and they could move forward from there. Chairman Rattner asked if this system would be just for phosphorus or both phosphorus and nitrogen. Mr. Pucilowski said the Engineering Committee is currently reviewing everything on the Capital Project List and there may be advantages to doing certain projects sooner so that costs would be less.

Mr. Schilling reported that the new pick-up he ordered is a Nissan Frontier V-6 four wheel drive truck and the price is still under \$24,000.00. Under the Morris County Coop the MSA is now getting a 2015 instead of a 2014. The truck that is being replaced will still be used for snow removal and as a back up truck.

The Director's Report and Maintenance and Repairs Report for the month of October was accepted on a motion offered by Mrs. Michetti, seconded by Mr. Benson and the affirmative vote of members present.

Fenton Purcell, PE discussed the progress on initiating the start up of preparing the Asset Management Plan. He said, he and Mr. Schilling met and had the CUPSS program installed with the MSA's computer technician. They also reviewed the equipment inventory list, expanded it and entered the information into the program. He said from this point forward all maintenance, repair and replacement information for all equipment will be uploaded into the system so that everything can be tracked accordingly. He also reported that they put a schematic into the system. He said the Asset Management Plan will also help with funding through NJET.

Fenton Purcell, PE also reported on the requests for quotes to do the water dilution pump and check valve replacement. LTPA sent out 10 requests. Quotes are to be received by 4:00 PM on October 30th. LTPA included the purchase and installation in the RFQ's, so the contractor will be responsible to do both, purchase and installation, which will reduce the liability rather than have the MSA staff install the pump. Mr. Schwab questioned about the insurance requirements in LTPA's specifications and if it was consistent with what the Risk Management Consultant had recommended to the Authority. Mr. Purcell said he was not aware that it was inconsistent. Mr. Schwab asked if the specifications were reviewed by Mr. Schilling and/or the Risk Management Consultant. He suggested that in the future Mr. Schilling and the Risk Management Consultant should review insurance requirements in specifications that LTPA prepares for various projects. Mr. Purcell noted that insurance requirements should be tailored to the specific project.

The Engineer's Report was accepted on a motion offered by Mr. Pucilowski, seconded by Mr. Schindelar and the affirmative vote of members present.

Resolution No. 14-21 Awarding a Contract for Professional Services to Lee T. Purcell Associates as Consulting Engineer in the Development of an Asset Management Plan for the MSA, was moved by Mrs. Michetti, seconded by Mr. Benson and the affirmative roll call vote of members present.

RESOLUTION NO. 14-21

**Resolution of the Musconetcong Sewerage Authority
Awarding Contract for Professional Services to
Lee T. Purcell Associates as Consulting Engineer
In the Development of an Asset Management Plan for
the Musconetcong Sewerage Authority without
Public Advertising as a Professional Service**

WHEREAS, the Musconetcong Sewerage Authority requires consulting engineering services in connection with the development of an Asset Management Plan as directed by the Authority; and

WHEREAS, N.J.S.A. 40A:11-5 permits the award of a contract without public advertising for bids and bidding of professional services; and

WHEREAS, the Musconetcong Sewerage Authority is desirous of employing Lee T. Purcell Associates to render certain professional services as consulting engineer as directed by the Authority in the development of an Asset Management Plan.

NOW, THEREFORE, BE IT RESOLVED, by the Commissioners of the Musconetcong Sewerage Authority that a contract is hereby awarded to Lee T. Purcell Associates to provide consulting engineering services in the development of an Asset Management Plan as directed by the Authority in an initial amount not to exceed \$5,000.00 without further authorization from the Musconetcong Sewerage Authority; and be it

FURTHER RESOLVED, that Steven Rattner, as Chairman of the Musconetcong Sewerage Authority is hereby authorized to sign the Agreement between Lee T. Purcell Associates and the Musconetcong Sewerage Authority; and be it

FURTHER RESOLVED, that the Musconetcong Sewerage Authority publish a legal advertisement in the official newspaper of publication of the Authority advising of the award as required by N.J.S.A. 40A:11-5.

Chairman Rattner suggested that the specifications for the water dilution pump project should be sent to the Risk Management Consultant for review even though the RFQ's have been sent out just to make sure the insurance requirements do not need to be adjusted.

Resolution No. 14-22 to Solicit Quotations for One (1) Dilution Pump, was moved by Mr. Benson, seconded by Mr. Pucilowski and the affirmative roll call vote of members present.

RESOLUTION NO. 14-22

**Resolution of the Musconetcong Sewerage Authority
To Solicit Quotations for One (1) Dilution Pump**

WHEREAS, N.J.S.A. 40A:11-6.1 provides for all contracts that in aggregate are less than the bid threshold but fifteen (15%) percent or more of that amount the contracting agent shall award the contract after soliciting at least two (2) competitive quotations, if practicable; and

WHEREAS, pursuant to N.J.S.A. 40A:11-3 the bid threshold for contracting units having a Qualified Purchasing Agent is presently Thirty-Six Thousand (\$36,000.00) Dollars and the minimum is Five Thousand Four Hundred (\$5,400.00) Dollars; and

WHEREAS, the Musconetcong Sewerage Authority (hereinafter "MSA") has retained a Qualified Purchasing Agent; and

WHEREAS, the MSA is in need on acquiring a replacement pump and hereby authorizes the Director or the Engineer to solicit quotations for one (1) Dilution Pump;

NOW, THEREFORE, BE IT RESOLVED, by the Commissioners of the Musconetcong Sewerage Authority that the amount of the Contract shall not exceed \$36,000 without undergoing open bidding; and

BE IT FURTHER RESOLVED, In the event the MSA receives qualifying bids which it deems acceptable then Steven Rattner as Chairman is hereby authorized to execute the Contract with said proposer on behalf of the Musconetcong Sewerage Authority.

Chairman Rattner asked if the exact purchase amount should be inserted into the resolution. The commissioner's discussed additional expenses to be included in the purchase price. Mr. Pucilowski stated that the new truck should have the Authority's name and information painted on the side for identification purposes.

Resolution No. 14-23 Awarding a Contract for the Purchase of Pick-Up Truck, was moved by Mr. Benson, seconded by Mr. Schwab and the affirmative roll call vote of members present.

RESOLUTION NO. 14-23

Resolution of the Musconetcong Sewerage Authority Awarding a Contract for the Purchase of a Pick-Up Truck

WHEREAS, N.J.S.A. 40A:11-6.1 provides for all contracts that in aggregate are less than the bid threshold but fifteen (15%) percent or more of that amount the contracting agent shall award the contract after soliciting at least two (2) competitive quotations, if practicable; and

WHEREAS, pursuant to N.J.S.A. 40A:11-3 the bid threshold for contracting units having a Qualified Purchasing Agent is presently Thirty-Six Thousand (\$36,000.00) Dollars and the minimum is Five Thousand Four Hundred (\$5,400.00) Dollars; and

WHEREAS, the Musconetcong Sewerage Authority (hereinafter "MSA") has retained a Qualified Purchasing Agent; and

WHEREAS, pursuant to N.J.S.A. 40A:11-12(a) the contracting unit may also purchase goods or services under a contract entered into on behalf of the State by the Division of Purchase and Property; and

WHEREAS, the MSA may also purchase goods or services by way of a cooperative pricing agreement with the Morris County Cooperative Pricing Council;

NOW, THEREFORE, BE IT RESOLVED, by the Commissioners of the Musconetcong Sewerage Authority that the Director is hereby authorized to enter into a contract for the purchase of one pickup truck for a total purchase price of not more than Thirty Two Thousand (\$32,000) Dollars either by way of the State of New Jersey or County of Morris cooperative purchasing authorities, or by way of obtaining not less than two (2) competitive bids; and it is

FURTHER RESOLVED, that the amount of the Contract shall not exceed \$32,000 without further approval from the Musconetcong Sewerage Authority; approval; and be it

FURTHER RESOLVED, that James Schilling, as Director is hereby authorized to execute the contract and take such other actions that are necessary to complete said purchase on behalf of the Musconetcong Sewerage Authority.

Resolution No. 14-24 Approving 2015 Authority Budget for the MSA, was moved by Mr. Schwab, seconded by Mr. Benson and the affirmative roll call vote of members present.

RESOLUTION NO. 14-24

AUTHORITY BUDGET MUSCONETCONG SEWERAGE AUTHORITY FISCAL YEAR: from Jan. 1, 2015 to Dec. 31, 2015

WHEREAS, the Annual Budget and Capital Budget for the Musconetcong Sewerage Authority for the fiscal year beginning January 1, 2015 and ending December 31, 2015 has been presented before the governing body of the Musconetcong Sewerage Authority at its open public meeting of October 23, 2014; and

WHEREAS, the Annual Budget as introduced reflects Total Revenues of \$4,300,000.00, Total Appropriations including any Accumulated Deficit if any, of \$4,396,289.00, and Total Unrestricted Net Assets utilized of \$96,289.00; and

WHEREAS, the Capital Budget as introduced reflects Total Capital Appropriations of \$520,000.00 and Total Unrestricted Net Assets planned to be utilized as funding thereof, of \$0.00; and

WHEREAS, the schedule of rates, fees, and other charges in effect will produce sufficient revenues, together with all other anticipated revenues to satisfy all obligations to the holders of bonds of the Authority, to meet operating expenses, capital outlays, debt service requirements, and to provide for such reserves, all as may be required by law, regulation or terms of contracts and agreements; and

WHEREAS, the Capital Budget/Program, pursuant to N.J.A.C. 5:31-2, does not confer any authorization to raise or expend funds; rather it is a document to be used as part of the said Authority's planning and management objectives. Specific authorization to expend funds for the purposes described in this section of the budget, must be granted elsewhere; by bond resolution, by a project financing agreement, by resolution appropriating funds from the Renewal and Replacement Reserve or other means provided by law.

NOW, THEREFORE BE IT RESOLVED, by the governing body of the Musconetcong Sewerage Authority at an open public meeting held on October 23, 2014 that the Annual Budget, including Supplemental Schedules, and the Capital Budget/Program of the Musconetcong Sewerage Authority for the fiscal year beginning January 1, 2015 and ending December 31, 2015 is hereby approved; and

BE IT FURTHER RESOLVED, that the anticipated revenues as reflected in the Annual Budget are of sufficient amount to meet all proposed expenditures/expenses and all covenants, terms and provisions as stipulated in the said Authority's outstanding debt obligations, capital lease arrangements, service contracts, and other pledged agreements; and

BE IT FURTHER RESOLVED, that the governing body of the Musconetcong Sewerage Authority will consider the Annual Budget and Capital Budget/Program for adoption on November 20, 2014.

2015

MUSCONETCONG SEWERAGE
Authority Budget

www.msa-nj.org
(Authority Web Address)

Department Of



**Community
Affairs**

Division of Local Government Services

2015 AUTHORITY BUDGET

Certification Section

2015

**MUSCONETCONG SEWERAGE
AUTHORITY BUDGET**

FISCAL YEAR: FROM JANUARY 1, 2015 TO DECEMBER 31, 2015

For Division Use Only

CERTIFICATION OF APPROVED BUDGET

It is hereby certified that the approved Budget made a part hereof complies with the requirements of law and the rules and regulations of the Local Finance Board, and approval is given pursuant to N.J.S.A. 40A:5A-11.

*State of New Jersey
Department of Community Affairs
Director of the Division of Local Government Services*

By: _____ Date: _____

CERTIFICATION OF ADOPTED BUDGET

It is hereby certified that the adopted Budget made a part hereof has been compared with the approved Budget previously certified by the Division, and any amendments made thereto. This adopted Budget is certified with respect to such amendments and comparisons only.

*State of New Jersey
Department of Community Affairs
Director of the Division of Local Government Services*

By: _____ Date: _____

2015 PREPARER'S CERTIFICATION

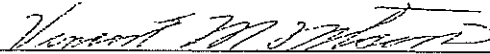
MUSCONETCONG SEWERAGE

AUTHORITY BUDGET

FISCAL YEAR: FROM: JANUARY 1, 2015 TO: DECEMBER 31, 2015

It is hereby certified that the Authority Budget, including both the Annual Budget and the Capital Budget/Program annexed hereto, represents the members of the governing body's resolve with respect to statute in that: all estimates of revenue are reasonable, accurate and correctly stated; all items of appropriation are properly set forth; and in itemization, form and content, the budget will permit the exercise of the comptroller function within the Authority.

It is further certified that all proposed budgeted amounts and totals are correct. Also, I hereby provide reasonable assurance that all assertions contained herein are accurate and all required schedules are completed and attached.

Preparer's Signature:			
Name:	Vincent M. Montanino		
Title:	Auditor		
Address:	P.O. Box 397 Mount Arlington, New Jersey 07856		
Phone Number:	(973)770-5491	Fax Number:	(973)770-5494
E-mail address	VM_ASSOCIATES@MSN.COM		

2015 APPROVAL CERTIFICATION

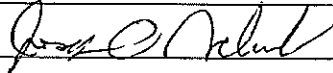
MUSCONETCONG SEWERAGE

AUTHORITY BUDGET

FISCAL YEAR: FROM: JANUARY 1, 2015 TO: DECEMBER 31, 2015

It is hereby certified that the Authority Budget, including all schedules appended hereto, are a true copy of the Annual Budget and Capital Budget/Program approved by resolution by the governing body of the Musconetcong Sewerage Authority, at an open public meeting held pursuant to N.J.A.C. 5:31-2.3, on the 23rd day of October, 2014.

It is further certified that the recorded vote appearing in the resolution represents not less than a majority of the full membership of the governing body thereof.

Officer's Signature:			
Name:	Joseph Schwab		
Title:	Secretary		
Address:	110 Continental Drive Budd Lake, New Jersey 07828		
Phone Number:	(973)347-1525	Fax Number:	(973)347-8356
E-mail address			

INTERNET WEBSITE CERTIFICATION

Authority's Web Address: www.msa-nj.org

All authorities shall maintain either an Internet website or a webpage on the municipality's or county's Internet website. The purpose of the website or webpage shall be to provide increased public access to the authority's operations and activities. N.J.S.A. 40A:5A-17.1 requires the following items to be included on the Authority's website at a minimum for public disclosure. Check the boxes below to certify the Authority's compliance with N.J.S.A. 40A:5A-17.1:

- ☒ A description of the Authority's mission and responsibilities
- ☒ Commencing with 2013, the budgets for the current fiscal year and immediately preceding two prior years
- ☒ The most recent Comprehensive Annual Financial Report (Unaudited) or similar financial information
- ☒ Commencing with 2012, the annual audits of the most recent fiscal year and immediately two prior years
- ☒ The Authority's rules, regulations and official policy statements deemed relevant by the governing body of the authority to the interests of the residents within the authority's service area or jurisdiction
- ☒ Notice posted pursuant to the "Open Public Meetings Act" for each meeting of the Authority, setting forth the time, date, location and agenda of each meeting
- ☒ Beginning January 1, 2013, the approved minutes of each meeting of the Authority including all resolutions of the board and their committees; for at least three consecutive fiscal years
- ☒ The name, mailing address, electronic mail address and phone number of every person who exercises day-to-day supervision or management over some or all of the operations of the Authority
- ☒ A list of attorneys, advisors, consultants and any other person, firm, business, partnership, corporation or other organization which received any remuneration of \$17,500 or more during the preceding fiscal year for any service whatsoever rendered to the Authority.

It is hereby certified by the below authorized representative of the Authority that the Authority's website or webpage as identified above complies with the minimum statutory requirements of N.J.S.A. 40A:5A-17.1 as listed above. A check in each of the above boxes signifies compliance.

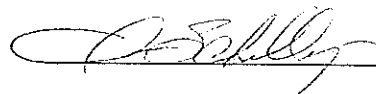
Name of Officer Certifying compliance

James Schilling

Title of Officer Certifying compliance

Executive Director

Signature



2015 AUTHORITY BUDGET RESOLUTION

MUSCONETCONG SEWERAGE

FISCAL YEAR: FROM: JANUARY 1, 2015 TO: DECEMBER 31, 2015

WHEREAS, the Annual Budget and Capital Budget for the Musconetcong Sewerage Authority for the fiscal year beginning, January 1, 2015 and ending, December 31, 2015 has been presented before the governing body of the Musconetcong Sewerage Authority at its open public meeting of October 23, 2014; and

WHEREAS, the Annual Budget as introduced reflects Total Revenues of \$4,300,000.00, Total Appropriations, including any Accumulated Deficit if any, of \$4,396,289.00 and Total Unrestricted Net Position utilized of \$96,289.00; and

WHEREAS, the Capital Budget as introduced reflects Total Capital Appropriations of \$520,000.00 and Total Unrestricted Net Position planned to be utilized as funding thereof, of \$0.00; and


WHEREAS, the schedule of rates, fees and other charges in effect will produce sufficient revenues, together with all other anticipated revenues to satisfy all obligations to the holders of bonds of the Authority, to meet operating expenses, capital outlays, debt service requirements, and to provide for such reserves, all as may be required by law, regulation or terms of contracts and agreements; and

WHEREAS, the Capital Budget/Program, pursuant to N.J.A.C. 5:31-2, does not confer any authorization to raise or expend funds; rather it is a document to be used as part of the said Authority's planning and management objectives. Specific authorization to expend funds for the purposes described in this section of the budget, must be granted elsewhere; by bond resolution, by a project financing agreement, by resolution appropriating funds from the Renewal and Replacement Reserve or other means provided by law.

NOW, THEREFORE BE IT RESOLVED, by the governing body of the Musconetcong Sewerage Authority, at an open public meeting held on October 23, 2014 that the Annual Budget, including all related schedules, and the Capital Budget/Program of the Musconetcong Sewerage Authority for the fiscal year beginning, January 1, 2015 and ending, December 31, 2015 is hereby approved; and

BE IT FURTHER RESOLVED, that the anticipated revenues as reflected in the Annual Budget are of sufficient amount to meet all proposed expenditures/expenses and all covenants, terms and provisions as stipulated in the said Authority's outstanding debt obligations, capital lease arrangements, service contracts, and other pledged agreements; and

BE IT FURTHER RESOLVED, that the governing body of the Musconetcong Sewerage Authority will consider the Annual Budget and Capital Budget/Program for adoption on November 20, 2014.


(Secretary's Signature)

10-23-14
(Date)

Governing Body Member:	Recorded Vote Aye	Nay	Abstain	Absent
Donald Bates	X			
James Benson	X			
Michael Grogan	X			
Brian McNeilly	X			
Melanie Michette	X			
Daren Phil	X			
Michael Pucilowski	X			
Steven Rattner	X			
Richard Schindelar	X			
Joseph Schwab	X			
Edward Schwartz				X
John Sylvester				X

2015 AUTHORITY BUDGET

Narrative and Information Section

2015 AUTHORITY BUDGET MESSAGE & ANALYSIS

MUSCONETCONG SEWERAGE

AUTHORITY BUDGET

FISCAL YEAR: FROM: JANUARY 1, 2015 TO: DECEMBER 31, 2015

Answer all questions below. Attach additional pages and schedules as needed.

1. Complete a brief statement on the 2015 proposed Annual Budget and make comparison to the 2014 adopted budget for each operation. Explain any variances over +/-10% for each line item by operation. Explanations of variances should include a description of the reason for the increase/decrease in the budgeted line item, not just an indication of the amount and percent of the change. Attach any supporting documentation that will help to explain the reason for the increase/decrease in the budgeted line item. For example, if anticipated service charges have increased 15% due to an increase in rates, provide a copy of the resolution authorizing the rate increase.

The 2015 proposed Annual Budget has no significant increases for appropriations and shows a reduction in revenues due to the Authority's use of unrestricted net position.

2. Complete a brief statement on the impact the proposed Annual Budget will have on Anticipated Revenues, especially service charges and on the general purpose/component unit financial statements. Explain significant increases or decreases, if any. An increase or decrease is considered significant if it is over +/-10% from the current year adopted budget.

Revenues to support the budget are derived from user charges apportioned among the seven participating municipalities using the system. Operating and Maintenance costs are based on metered flow with a guaranteed minimum provision. Debt Service costs are based on the plant's capacity allocated to the participating municipalities.

3. Describe the state of the local/regional economy and how it may impact the proposed Annual Budget, including the planned Capital Budget/Program.

The state of the local economy has no affect on the budgets of the Authority because all revenues are derived from the service contracts with the participating municipalities.

4. Describe the reasons for utilizing Unrestricted Net Position in the proposed Annual Budget, i.e. rate stabilization, debt service reduction, to balance the budget, etc. If the Authority's budget anticipates a use of Unrestricted Net Position, this question must be answered.

The Authority is utilizing a portion of its Unrestricted Net Position which was accumulated from earnings credits derived from loan repayments to the NJEIT.

5. Identify any sources of funds transferred to the County/Municipality as a budget subsidy or a shared service and explain the reason for the transfer (i.e.: to balance the County/Municipality budget, etc.).

This is not applicable for the Authority.

6. The proposed budget must not reflect an anticipated deficit from 2015 operations. If there exists an accumulated deficit from prior years' budgets (and funding is included in the proposed budget as a result of a prior deficit) explain the funding plan to eliminate said deficit (N.J.S.A. 40A:5A-12). If the Authority has a net deficit reported in its most recent audit, it must provide a deficit reduction plan in response to this question.

This is not applicable for the Authority.

7. Attach a schedule of the Authority's existing rate structure (connection fees, parking fees, service charges, etc.) and a schedule of the proposed rate structure for the upcoming fiscal year. Explain any proposed changes in the rate structure and attach the resolution approving the change in the rate structure, if applicable.

The Authority has service contracts with each of the seven participating municipalities. Operating and Maintenance costs are based on metered flow with a guaranteed minimum provision. Debt Service costs are based on the plant's capacity allocated to the participating municipalities.

8. Attach a copy of the Authority's most recent Annual Operating Data submission to the Municipal Securities Rulemaking Board's Electronic Municipal Marketplace Access (EMMA) under the Authority's Continuing Disclosure Agreements for any debt issuances outstanding. Examples of Annual Operating Data may include sewer and water billings; parking rents and collections; number of customers; number of available parking spaces; etc. See Local Finance Notice 2014-9 for more information.

This is not applicable for the Authority.

AUTHORITY CONTACT INFORMATION

2015

Please complete the following information regarding this Authority. All information requested below must be completed.

Name of Authority:	MUSCONETCONG SEWERAGE AUTHORITY		
Address:	110 CONTINENTAL DRIVE		
City, State, Zip:	MOUNT OLIVE	NJ	07828
Phone: (ext.)	973-347-1525	Fax:	973-347-8356

Preparer's Name:	VINCENT M. MONTANINO		
Preparer's Address:	P.O.BOX 397		
City, State, Zip:	MOUNT ARLINGTON	NJ	07856
Phone: (ext.)	973-770-5491	Fax:	973-770-5494
E-mail:	VM_ASSOCIATES@MSN.COM		

Executive Director:	James Schilling		
Phone: (ext.)	973-347-1525 Ext. 203	Fax:	973-347-8356
E-mail:	jschilling@msa-nj.org		

Chief Financial Officer:			
Phone: (ext.)		Fax:	
E-mail:			

Name of Auditor:	SEE PREPARER ABOVE		
Name of Firm:			
Address:			
City, State, Zip:			
Phone: (ext.)		Fax:	
E-mail:			

AUTHORITY INFORMATIONAL QUESTIONNAIRE

MUSCONETCONG SEWERAGE AUTHORITY

FISCAL YEAR: FROM: JANUARY 1, 2015 TO: DECEMBER 31, 2015

Answer all questions below completely and attach additional information as required.

- 1) Provide the number of individuals employed in calendar year 2013 as reported on the Authority's Form W-3, Transmittal of Wage and Tax Statements: *12*
- 2) Provide the amount of total salaries and wages for calendar year 2013 as reported on the Authority's Form W-3, Transmittal of Wage and Tax Statements: *\$728,724*
- 3) Provide the number of regular voting members of the governing body: *12*
- 4) Provide the number of alternate voting members of the governing body: *None*
- 5) Did any person listed on Page N-4 have a family or business relationship with any other person listed on Page N-4 during the current fiscal year? *Yes Nicholas and E.Vincent Babato are cousins. If "yes," attach a description of the relationship including the names of the individuals involved and their positions at the Authority.*
- 6) Did all individuals that were required to file a Financial Disclosure Statement for the current fiscal year because of their relationship with the Authority file the form as required? *Yes. If "no," provide a list of those individuals who failed to file a Financial Disclosure Statement and an explanation as to the reason for their failure to file.*
- 7) Does the Authority have any amounts receivable from current or former commissioners, officers, key employees or highest compensated employees? *No. If "yes," attach a list of those individuals, their position, the amount receivable, and a description of the amount due to the Authority.*
- 8) Was the Authority a party to a business transaction with one of the following parties:
 - a. A current or former commissioner, officer, key employee, or highest compensated employee? *No.*
 - b. A family member of a current or former commissioner, officer, key employee, or highest compensated employee? *No.*
 - c. An entity of which a current or former commissioner, officer, key employee, or highest compensated employee (or family member thereof) was an officer or direct or indirect owner? *No.**If the answer to any of the above is "yes," attach a description of the transaction including the name of the commissioner, officer, key employee, or highest compensated employee (or family member thereof) of the Authority; the name of the entity and relationship to the individual or family member; the amount paid; and whether the transaction was subject to a competitive bid process.*
- 9) Did the Authority during the most recent fiscal year pay premiums, directly or indirectly, on a personal benefit contract? A personal benefit contract is generally any life insurance, annuity, or endowment contract that benefits, directly or indirectly, the transferor, a member of the transferor's family, or any other person designated by the transferor. *No. If "yes," attach a description of the arrangement, the premiums paid, and indicate the beneficiary of the contract.*
- 10) Explain the Authority's process for determining compensation for all persons listed on Page N-4. Include whether the Authority's process includes any of the following: 1) review and approval by the commissioners or a committee thereof; 2) study or survey of compensation data for comparable positions in similarly sized entities; 3) annual or periodic performance evaluation; 4) independent compensation consultant; and/or 5) written employment contract. *See Attachment A.*
- 11) Did the Authority pay for meals or catering during the current fiscal year? *Yes – See Attachment B. If "yes," attach a detailed list of all meals and/or catering invoices for the current fiscal year and provide an explanation for each expenditure listed.*
- 12) Did the Authority pay for travel expenses for any employee or individual listed on Page N-4? *Yes See Attachment C. If "yes," attach a detailed list of all travel expenses for the current fiscal year and provide an explanation for each expenditure listed.*

AUTHORITY INFORMATIONAL QUESTIONNAIRE (CONTINUED) MUSCONETCONG SEWERAGE AUTHORITY

FISCAL YEAR: FROM: JANUARY 1, 2015 TO: DECEMBER 31, 2015

- 13) Did the Authority provide any of the following to or for a person listed on Page N-4 or any other employee of the Authority:
- a. First class or charter travel *No.*
 - b. Travel for companions *No.*
 - c. Tax indemnification and gross-up payments *No.*
 - d. Discretionary spending account *No.*
 - e. Housing allowance or residence for personal use *No.*
 - f. Payments for business use of personal residence *No.*
 - g. Vehicle/auto allowance or vehicle for personal use *No.*
 - h. Health or social club dues or initiation fees *No.*
 - i. Personal services (i.e.: maid, chauffeur, chef) *No.*
- If the answer to any of the above is "yes," attach a description of the transaction including the name and position of the individual and the amount expended.*
- 14) Did the Authority follow a written policy regarding payment or reimbursement for expenses incurred by employees and/or commissioners during the course of Authority business and does that policy require substantiation of expenses through receipts or invoices prior to reimbursement? *Yes. If "no," attach an explanation of the Authority's process for reimbursing employees and commissioners for expenses.*
- 15) Did the Authority make any payments to current or former commissioners or employees for severance or termination? *No. If "yes," attach explanation including amount paid.*
- 16) Did the Authority make any payments to current or former commissioners or employees that were contingent upon the performance of the Authority or that were considered discretionary bonuses? *No. If "yes," attach explanation including amount paid.*
- 17) Did the Authority comply with its Continuing Disclosure Agreements for all debt issuances outstanding by submitting its audited annual financial statements, annual operating data, and notice of material events to the Municipal Securities Rulemaking Board's Electronic Municipal Marketplace Access (EMMA) as required? *N/A. If "no," attach a description of the Authority's plan to ensure compliance with its Continuing Disclosure Agreements in the future.*
- 18) Did the Authority receive any notices from the Department of Environmental Protection or any other entity regarding maintenance or repairs required to the Authority's systems to bring them into compliance with current regulations and standards that it has not yet taken action to remediate? *No. If "yes," attach explanation as to why the Authority has not yet undertaken the required maintenance or repairs and describe the Authority's plan to address the conditions identified.*
- 19) Did the Authority receive any notices of fines or assessments from the Department of Environmental Protection or any other entity due to noncompliance with current regulations (i.e.: sewer overflow, etc.)? *No. If "yes," attach a description of the event or condition that resulted in the fine or assessment and indicate the amount of the fine or assessment.*

AUTHORITY INFORMATIONAL QUESTIONNAIRE

ATTACHMENTS

MUSCONETCONG SEWERAGE AUTHORITY

FISCAL YEAR: FROM: JANUARY 1, 2015 TO: DECEMBER 31, 2015

ATTACHMENT A for Question 10:

The salaries for the staff of the Musconetcong Sewerage Authority are set every three years by Union Contract. The Administration salaries are set annually by the Board of Commissioners after reviewing employee job performance. Following the review process the Commissioners determine employee compensation based upon job performance and general behavior. In addition, a survey is periodically conducted to obtain comparable salary and wage data.

ATTACHMENT B for Question 11:

The Authority conducted three safety and training meetings where lunch was ordered:

Date	Description	Expenditures
27-Mar	Deli Delicious	\$296.64
24-Apr	Deli Delicious	\$325.00
25-Sep	Deli Delicious	\$338.00

The Authority also had members that attended the following conferences:

ATTACHMENT C for Question 12:

CONFERENCE ALLOTMENTS - 2014 (Includes hotel accommodations, meals, gas & tolls):

PAID VOUCHERS - APRIL 24, 2014 NJWEA CONFERENCE - MAY 12TH TO 16TH

Scott Allen (NJWEA conf)	\$700.00
Don Bates (NJWEA conf)	\$700.00
Mike Grogan (NJWEA conf)	\$700.00
Brian McNeilly (NJWEA conf)	\$700.00
Daren Phil (NJWEA conf)	\$700.00
Mike Pucilowski (NJWEA conf)	\$700.00
Steve Rattner (NJWEA conf)	\$700.00
James Schilling (mileage reimbursement & NJWEA conference)	\$700.00
Joe Schwab (NJWEA conf)	\$700.00

AUTHORITY INFORMATIONAL QUESTIONNAIRE

ATTACHMENTS (CONTINUED)

MUSCONETCONG SEWERAGE AUTHORITY

FISCAL YEAR: FROM: JANUARY 1, 2015 TO: DECEMBER 31, 2015

PAID VOUCHERS - OCTOBER 23, 2014 AEA CONFERENCE - NOVEMBER 18 & 19

Donald Bates (AEA conference)	\$700.00
Michael Grogan (AEA conference)	\$700.00
Daren Phil (AEA conference)	\$700.00
Michael Pucilowski (AEA conference)	\$700.00
Steven Rattner (AEA conference)	\$700.00
James Schilling (mileage reimbursement & AEA conference)	\$700.00
Rich Schindelar (AEA conference)	\$700.00

**AUTHORITY SCHEDULE OF COMMISSIONERS, OFFICERS, KEY EMPLOYEES,
HIGHEST COMPENSATED EMPLOYEES AND INDEPENDENT CONTRACTORS**

MUSCONETCONG SEWERAGE AUTHORITY

FISCAL YEAR: FROM: JANUARY 1, 2015 TO: DECEMBER 31, 2015

Complete the attached table for all persons required to be listed per #1-4 below.

- 1) List all of the Authority's current commissioners and officers and amount of compensation from the Authority and any other public entities as defined below. Enter zero if no compensation was paid.
- 2) List all of the Authority's key employees and highest compensated employees other than a commissioner or officer as defined below and amount of compensation from the Authority and any other public entities.
- 3) List all of the Authority's former officers, key employees and highest compensated employees who received more than \$100,000 in reportable compensation from the Authority and any other public entities during the most recent fiscal year completed.
- 4) List all of the Authority's former commissioners who received more than \$10,000 in reportable compensation from the Authority and any other public entities during the most recent fiscal year completed.

Commissioner: A member of the governing body of the authority with voting rights. Include alternates for purposes of this schedule.

Officer: A person elected or appointed to manage the authority's daily operations at any time during the year, such as the chairperson, vice-chairperson, secretary, or treasurer. For the purposes of this schedule, treat the authority's top management official and top financial official as officers. A member of the governing body may be both a commissioner and an officer for the purposes of this schedule.

Key employee: An employee or independent contractor of the authority (other than a commissioner or officer) who meets both of the following criteria:

- a) The individual received reportable compensation from the authority and all related entities in excess of \$150,000 for the most recent fiscal year completed; and
- b) The individual has responsibilities or influence over the authority as a whole or has power to control or determine 10% or more of the authority's capital expenditures or operating budget.

Highest compensated employee: One of the five highest compensated employees or independent contractors of the authority other than current commissioners, officers, or key employees whose aggregate reportable compensation from the authority and related entities is greater than \$100,000 for the most recent fiscal year completed.

Compensation: All forms of cash and non-cash payments or benefits provided in exchange for services, including salaries and wages, bonuses, severance payments, deferred payments, retirement benefits, fringe benefits, and other financial arrangements or transactions such as personal vehicles, meals, housing, personal and family education benefits, below-market loans, payment of personal or family travel, entertainment, and personal use of the Authority's property. Compensation includes payments and other benefits provided to both employees and independent contractors in exchange for services.

Reportable compensation: The aggregate compensation that is reported (or is required to be reported) on Form W-2, box 1 or 5, whichever amount is greater, and/or Form 1099-MISC, box 7, for the most recent calendar year ended 60 days before the start of the proposed budget year. For example, for fiscal years ending December 31, 2015, the calendar year 2013 W-2 and 1099 should be used (60 days prior to start of budget year is November 1, 2014, with 2013 being the most recent calendar year ended), and for fiscal years ending June 30, 2016, the calendar year 2014 W-2 and 1099 should be used (60 days prior to start of budget year is May 1, 2015, with 2014 being the most recent calendar year ended).

Other Public Entity: Any municipality, county, local authority, fire district, or other government unit, regardless of whether it is related in any way to the Authority either by function or by physical location.

Authority Schedule of Commissioners, Officers, Key Employees, Highest Compensated Employees and Independent Contractors (Continued)

MUSCONETCONG SEWERAGE AUTHORITY
For the Period January 1, 2015 to December 31, 2015

Reportable Compensation from
Authority (W-2/ 1099)

Name	Title	Average Hours per Week Dedicated to Position	Position			Base Salary/ Stipend	Other (auto allowance, expense account, payment in lieu of health benefits, etc.)	Estimated amount of other compensation from the Authority (health benefits, pension, etc.)	Total Compensation from Authority	Names of Other Public Entities where Individual is an Employee or Member of the Governing Body	Positions held at Other Public Entities Listed in Column O	Average Hours per Week Dedicated to Positions at Other Public Entities Listed in Column O	Reportable Compensation from Other Public Entities (W-2/ 1099)	Estimated amount of other compensation from Other Public Entities, pension, payment in lieu of health benefits, etc.)	Total Compensation All Public Entities
			Commissioner	Officer	Key Employee	Former Highest Compensated Employee									
1 Scott Allen	Lab Technician	40						\$ 26,855	\$ 87,794						\$ 87,794
2 E. Vincent Barbato	Maintenance	40						22,230	84,476						84,476
3 Patrick Biasi	Maintenance	40						26,855	90,926						90,926
4 Robert Colabella	Operator	40					6,143	6,257	83,219						83,219
5 Keith DeFazio	Operator	40					6,143	6,078	78,048						78,048
6 Susan Grebe	Administrator	32						10,861	52,673						52,673
7 Patrick Pisano	Operator	40						26,707	87,851						87,851
8 Robert Still	Operator	40						22,245	81,450						81,450
9 David Stracco	Lab Technician	40						26,855	87,422						87,422
10 Marvin Joss	QPA	1.5							4,423						4,423
11 James Schilling	Director	40		X				20,916	118,531						118,531
12 Nicholas Barbato	Chief Operator	40		X				27,359	107,425						107,425
13									-						-
14									-						-
15									-						-
Total:									\$ 728,774	\$ -	\$ -	\$ -	\$ -	\$ -	\$ 964,238

Enter the total number of employees/ independent contractors who received more than \$100,000 in total reportable compensation for the most recent fiscal year completed:

2

Authority Schedule of Commissioners, Officers, Key Employees, Highest Compensated Employees and Independent Contractors (Continued)

MUSCONETCONG SEWERAGE AUTHORITY
For the Period ##### to December 31, 2015

Reportable Compensation from Authority (W-2/ 1099)																																																																																																																																																																																																																																																																																																																																																																																																																																																																																																																																																																																																																																																																																																																																																																																																																																																																																																																																																																																																																																																																																																																																																																																																																																																																																																																																																																																																																																																																																																																																																																																																																																																																																																											
Position				Highest Compensated Employee				Key Employee				Officer				Commissioner																																																																																																																																																																																																																																																																																																																																																																																																																																																																																																																																																																																																																																																																																																																																																																																																																																																																																																																																																																																																																																																																																																																																																																																																																																																																																																																																																																																																																																																																																																																																																																																																																																																																																											
Average Hours per Week Dedicated to Position				Former				Base Salary/ Stipend				Bonus				Other (auto allowance, expense account, payment in lieu of health benefits, etc.)				Estimated amount of other compensation from the Authority (health benefits, pension, etc.)				Total Compensation from Authority				Names of Other Public Entities where Individual is an Employee or Member of the Governing Body				Positions held at Other Public Entities Listed in Column O				Average Hours per Week Dedicated to Positions at Other Public Entities Listed in Column O				Reportable Compensation from Other Public Entities (W-2/ 1099)				Estimated amount of other compensation from Other Public Entities (health benefits, pension, payment in lieu of health benefits, etc.)				Total Compensation All Public Entities																																																																																																																																																																																																																																																																																																																																																																																																																																																																																																																																																																																																																																																																																																																																																																																																																																																																																																																																																																																																																																																																																																																																																																																																																																																																																																																																																																																																																																																																																																																																																																																																																																																											
Name				Title				Position				Dedicated to				Commissioner				Officer				Key Employee				Highest Compensated Employee				Former				Base Salary/ Stipend				Bonus				Other (auto allowance, expense account, payment in lieu of health benefits, etc.)				Estimated amount of other compensation from the Authority (health benefits, pension, etc.)				Total Compensation from Authority				Names of Other Public Entities where Individual is an Employee or Member of the Governing Body				Positions held at Other Public Entities Listed in Column O				Average Hours per Week Dedicated to Positions at Other Public Entities Listed in Column O				Reportable Compensation from Other Public Entities (W-2/ 1099)				Estimated amount of other compensation from Other Public Entities (health benefits, pension, payment in lieu of health benefits, etc.)				Total Compensation All Public Entities																																																																																																																																																																																																																																																																																																																																																																																																																																																																																																																																																																																																																																																																																																																																																																																																																																																																																																																																																																																																																																																																																																																																																																																																																																																																																																																																																																																																																																																																																																																																																																																																																															
1 Donald Bates				Commissioner				1 X				1 X				1 X				1 X				1 X				1 X				1 X				1 X				1 X				1 X				1 X				1 X				1 X				1 X				1 X				1 X				1 X				1 X				1 X				1 X				1 X				1 X				1 X				1 X				1 X				1 X				1 X				1 X				1 X				1 X				1 X				1 X				1 X				1 X				1 X				1 X				1 X				1 X				1 X				1 X				1 X				1 X				1 X				1 X				1 X				1 X				1 X				1 X				1 X				1 X				1 X				1 X				1 X				1 X				1 X				1 X				1 X				1 X				1 X				1 X				1 X				1 X				1 X				1 X				1 X				1 X				1 X				1 X				1 X				1 X				1 X				1 X				1 X				1 X				1 X				1 X				1 X				1 X				1 X				1 X				1 X				1 X				1 X				1 X				1 X				1 X				1 X				1 X				1 X				1 X				1 X				1 X				1 X				1 X				1 X				1 X				1 X				1 X				1 X				1 X				1 X				1 X				1 X				1 X				1 X				1 X				1 X				1 X				1 X				1 X				1 X				1 X				1 X				1 X				1 X				1 X				1 X				1 X				1 X				1 X				1 X				1 X				1 X				1 X				1 X				1 X				1 X				1 X				1 X				1 X				1 X				1 X				1 X				1 X				1 X				1 X				1 X				1 X				1 X				1 X				1 X				1 X				1 X				1 X				1 X				1 X				1 X				1 X				1 X				1 X				1 X				1 X				1 X				1 X				1 X				1 X				1 X				1 X				1 X				1 X				1 X				1 X				1 X				1 X				1 X				1 X				1 X				1 X				1 X				1 X				1 X				1 X				1 X				1 X				1 X				1 X				1 X				1 X				1 X				1 X				1 X				1 X				1 X				1 X				1 X				1 X				1 X				1 X				1 X				1 X				1 X				1 X				1 X				1 X				1 X				1 X				1 X				1 X				1 X				1 X				1 X				1 X				1 X				1 X				1 X				1 X				1 X				1 X				1 X				1 X				1 X				1 X				1 X				1 X				1 X				1 X				1 X				1 X				1 X				1 X				1 X				1 X				1 X				1 X				1 X				1 X				1 X				1 X				1 X				1 X				1 X				1 X				1 X				1 X				1 X				1 X				1 X				1 X				1 X				1 X				1 X				1 X				1 X				1 X				1 X				1 X				1 X				1 X				1 X				1 X				1 X				1 X				1 X				1 X				1 X				1 X				1 X				1 X				1 X				1 X				1 X				1 X				1 X				1 X				1 X				1 X				1 X				1 X				1 X				1 X				1 X				1 X				1 X				1 X				1 X				1 X				1 X				1 X				1 X				1 X				1 X				1 X				1 X				1 X				1 X				1 X				1 X				1 X				1 X				1 X				1 X				1 X				1 X				1 X				1 X				1 X				1 X				1 X				1 X				1 X				1 X				1 X				1 X				1 X				1 X				1 X				1 X				1 X				1 X				1 X				1 X				1 X				1 X				1 X				1 X				1 X				1 X				1 X				1 X				1 X				1 X				1 X				1 X				1 X				1 X				1 X				1 X				1 X				1 X				1 X				1 X				1 X				1 X				1 X				1 X				1 X				1 X				1 X				1 X				1 X				1 X				1 X				1 X				1 X				1 X				1 X				1 X				1 X				1 X				1 X				1 X				1 X				1 X				1 X				1 X				1 X				1 X				1 X				1 X				1 X				1 X				1 X				1 X				1 X				1 X				1 X				1 X				1 X				1 X				1 X				1 X				1 X				1 X				1 X				1 X				1 X				1 X				1 X				1 X				1 X				1 X				1 X				1 X				1 X				1 X				1 X				1 X				1 X				1 X				1 X				1 X				1 X				1 X				1 X				1 X				1 X				1 X				1 X				1 X				1 X				1 X				1 X				1 X				1 X				1 X				1 X				1 X				1 X				1 X			

Enter the total number of employees/ independent contractors who received more than \$100,000 in total reportable compensation for the most recent fiscal year completed:

Schedule of Health Benefits - Detailed Cost Analysis

MUSCONETCONG SEWERAGE AUTHORITY

For the Period January 1, 2015 to December 31, 2015

	Annual Cost		Total Cost		# of Covered		Annual Cost		Total Current		% Increase	
	# of Covered	Estimate per	Estimate	Proposed	Members	Current Year	per Employee	Current Year	Year Cost	\$ Increase	(Decrease)	(Decrease)
	(Medical & Rx)	Employee	Proposed	Budget	(Medical & Rx)	Current Year	Current Year	Year Cost	\$ Increase	(Decrease)	(Decrease)	(Decrease)
	Proposed Budget	Budget	Budget	Budget	Proposed Budget	Proposed Budget	Proposed Budget	Proposed Budget	Proposed Budget	Proposed Budget	Proposed Budget	Proposed Budget
Active Employees - Health Benefits - Annual Cost												
Single Coverage	1	\$ 10,300	\$ 10,300	\$ 10,300	1	\$ 9,708	\$ 9,708	\$ 9,708	\$ 592	6.1%		
Parent & Child	1	17,407	17,407	17,407	1	15,435	15,435	15,435	1,972	12.8%		
Employee & Spouse (or Partner)	2	20,600	41,200	41,200	2	19,416	19,416	38,832	2,368	6.1%		
Family	5	27,708	138,540	138,540	5	25,143	25,143	125,715	12,825	10.2%		
Employee Cost Sharing Contribution (enter as negative -)			(51,431)	(51,431)				(32,260)	(19,171)	59.4%		
Subtotal	9		156,016	156,016	9			157,430	(1,414)	-0.9%		
Commissioners - Health Benefits - Annual Cost												
Single Coverage	-	-	-	-	-	-	-	-	-	#DIV/0!		
Parent & Child	-	-	-	-	-	-	-	-	-	#DIV/0!		
Employee & Spouse (or Partner)	-	-	-	-	-	-	-	-	-	#DIV/0!		
Family	-	-	-	-	-	-	-	-	-	#DIV/0!		
Employee Cost Sharing Contribution (enter as negative -)										#DIV/0!		
Subtotal	0		-	-	0			-	-	#DIV/0!		
Retirees - Health Benefits - Annual Cost												
Single Coverage	-	-	-	-	-	-	-	-	-	#DIV/0!		
Parent & Child	-	-	-	-	-	-	-	-	-	#DIV/0!		
Employee & Spouse (or Partner)	-	-	-	-	-	-	-	-	-	#DIV/0!		
Family	-	-	-	-	-	-	-	-	-	#DIV/0!		
Employee Cost Sharing Contribution (enter as negative -)										#DIV/0!		
Subtotal	0		-	-	0			-	-	#DIV/0!		
GRAND TOTAL	9		\$ 156,016	\$ 156,016	9			\$ 157,430	\$ (1,414)	-0.9%		

Is medical coverage provided by the SHBP (Yes or No)?
 Is prescription drug coverage provided by the SHBP (Yes or No)?

MISCONG SEWERAGE AUTHORITY

Complete the below table for the Authority's accrued liability for compensated absences.

Page N-6

2015 AUTHORITY BUDGET

Financial Schedules Section

2015 Budget Summary

MUSCONETCONG SEWERAGE AUTHORITY

For the Period January 1, 2015 to December 31, 2015

	Proposed Budget					Current Year Adopted Budget	% Increase (Decrease) Proposed vs. Current Year	
	Operation #2	Operation #3	Operation #4	Operation #5	Total All Operations	Total All Operations	All Operations	All Operations
REVENUES								
Total Operating Revenues	\$ 4,300,000	\$ -	\$ -	\$ -	\$ 4,300,000	\$ 4,414,099	\$ (114,099)	-2.6%
Total Non-Operating Revenues	-	-	-	-	-	-	-	#DIV/0!
Total Anticipated Revenues	4,300,000	-	-	-	4,300,000	4,414,099	(114,099)	-2.6%
APPROPRIATIONS								
Total Administration	274,500	-	-	-	274,500	266,500	8,000	3.0%
Total Cost of Providing Services	2,882,400	-	-	-	2,882,400	2,890,400	(8,000)	-0.3%
Total Principal Payments on Debt Service in Lieu of Depreciation	573,339	-	-	-	573,339	577,081	(3,742)	-0.6%
Total Operating Appropriations	3,730,239	-	-	-	3,730,239	3,733,981	(3,742)	-0.1%
Total Interest Payments on Debt	151,050	-	-	-	151,050	165,118	(14,068)	-8.5%
Total Other Non-Operating Appropriations	515,000	-	-	-	515,000	515,000	-	0.0%
Total Non-Operating Appropriations	666,050	-	-	-	666,050	680,118	(14,068)	-2.1%
Accumulated Deficit	-	-	-	-	-	-	-	#DIV/0!
Total Appropriations and Accumulated Deficit	4,396,289	-	-	-	4,396,289	4,414,099	(17,810)	-0.4%
Less: Total Unrestricted Net Position Utilized	96,289	-	-	-	96,289	-	96,289	#DIV/0!
Net Total Appropriations	4,300,000	-	-	-	4,300,000	4,414,099	(114,099)	-2.6%
ANTICIPATED SURPLUS (DEFICIT)	\$ -	\$ -	\$ -	\$ -	\$ -	\$ -	\$ -	#DIV/0!

2015 Revenue Schedule

MUSCONETCONG SEWERAGE AUTHORITY

For the Period January 1, 2015 to December 31, 2015

	<i>Proposed Budget</i>					<i>Current Year Adopted Budget</i>	<i>\$ Increase (Decrease) Proposed vs. Current Year</i>	<i>% Increase (Decrease) Proposed vs. Current Year</i>
	<i>Sewer</i>	<i>Operation #2</i>	<i>#3</i>	<i>Operation #4</i>	<i>Operation #5</i>	<i>Total All Operations</i>	<i>Total All Operations</i>	<i>All Operations</i>
OPERATING REVENUES								
<i>Service Charges</i>								
Residential						\$ -	\$ -	#DIV/0!
Business/Commercial						-	-	#DIV/0!
Industrial						-	-	#DIV/0!
Intergovernmental	4,300,000					4,300,000	(114,099)	-2.6%
Other						-	-	#DIV/0!
Total Service Charges	4,300,000	-	-	-	-	4,300,000	(114,099)	-2.6%
<i>Connection Fees</i>								
Residential						-	-	#DIV/0!
Business/Commercial						-	-	#DIV/0!
Industrial						-	-	#DIV/0!
Intergovernmental						-	-	#DIV/0!
Other						-	-	#DIV/0!
Total Connection Fees	-	-	-	-	-	-	-	#DIV/0!
<i>Parking Fees</i>								
Meters						-	-	#DIV/0!
Permits						-	-	#DIV/0!
Fines/Penalties						-	-	#DIV/0!
Other						-	-	#DIV/0!
Total Parking Fees	-	-	-	-	-	-	-	#DIV/0!
<i>Other Operating Revenues (List)</i>								
Other Revenue 1						-	-	#DIV/0!
Other Revenue 2						-	-	#DIV/0!
Other Revenue 3						-	-	#DIV/0!
Other Revenue 4						-	-	#DIV/0!
Total Other Revenue	-	-	-	-	-	-	-	#DIV/0!
Total Operating Revenues	4,300,000	-	-	-	-	4,300,000	(114,099)	-2.6%
NON-OPERATING REVENUES								
<i>Grants & Entitlements (List)</i>								
Grant #1						-	-	#DIV/0!
Grant #2						-	-	#DIV/0!
Grant #3						-	-	#DIV/0!
Grant #4						-	-	#DIV/0!
Total Grants & Entitlements	-	-	-	-	-	-	-	#DIV/0!
<i>Local Subsidies & Donations (List)</i>								
Local Subsidy #1						-	-	#DIV/0!
Local Subsidy #2						-	-	#DIV/0!
Local Subsidy #3						-	-	#DIV/0!
Local Subsidy #4						-	-	#DIV/0!
Total Local Subsidies & Donations	-	-	-	-	-	-	-	#DIV/0!
<i>Interest on Investments & Deposits</i>								
Investments						-	-	#DIV/0!
Security Deposits						-	-	#DIV/0!
Penalties						-	-	#DIV/0!
Other Investments						-	-	#DIV/0!
Total Interest	-	-	-	-	-	-	-	#DIV/0!
<i>Other Non-Operating Revenues (List)</i>								
Other Non-Operating #1						-	-	#DIV/0!
Other Non-Operating #2						-	-	#DIV/0!
Other Non-Operating #3						-	-	#DIV/0!
Other Non-Operating #4						-	-	#DIV/0!
Total Non-Operating Revenues	-	-	-	-	-	-	-	#DIV/0!
TOTAL ANTICIPATED REVENUES	\$ 4,300,000	\$ -	\$ -	\$ -	\$ -	\$ 4,300,000	\$ (114,099)	-2.6%

2014 Revenue Schedule

MUSCONETCONG SEWERAGE AUTHORITY

For the Period January 1, 2015 to December 31, 2015

	<i>Current Year Adopted Budget</i>						Total All Operations
	Sewer	Operation #2	Operation #3	Operation #4	Operation #5	Operation #6	
OPERATING REVENUES							
<i>Service Charges</i>							
Residential							\$ -
Business/Commercial							-
Industrial							-
Intergovernmental	4,414,099						4,414,099
Other							-
Total Service Charges	4,414,099	-	-	-	-	-	4,414,099
<i>Connection Fees</i>							
Residential							-
Business/Commercial							-
Industrial							-
Intergovernmental							-
Other							-
Total Connection Fees	-	-	-	-	-	-	-
<i>Parking Fees</i>							
Meters							-
Permits							-
Fines/Penalties							-
Other							-
Total Parking Fees	-	-	-	-	-	-	-
<i>Other Operating Revenues (List)</i>							
Other Revenue 1							-
Other Revenue 2							-
Other Revenue 3							-
Other Revenue 4							-
Total Other Revenue	-	-	-	-	-	-	-
Total Operating Revenues	4,414,099	-	-	-	-	-	4,414,099
NON-OPERATING REVENUES							
<i>Grants & Entitlements (List)</i>							
Grant #1							-
Grant #2							-
Grant #3							-
Grant #4							-
Total Grants & Entitlements	-	-	-	-	-	-	-
<i>Local Subsidies & Donations (List)</i>							
Local Subsidy #1							-
Local Subsidy #2							-
Local Subsidy #3							-
Local Subsidy #4							-
Total Local Subsidies & Donations	-	-	-	-	-	-	-
<i>Interest on Investments & Deposits</i>							
Investments							-
Security Deposits							-
Penalties							-
Other Investments							-
Total Interest	-	-	-	-	-	-	-
<i>Other Non-Operating Revenues (List)</i>							
Other Non-Operating #1							-
Other Non-Operating #2							-
Other Non-Operating #3							-
Other Non-Operating #4							-
Other Non-Operating Revenues	-	-	-	-	-	-	-
Total Non-Operating Revenues	-	-	-	-	-	-	-
TOTAL ANTICIPATED REVENUES	\$ 4,414,099	\$ -	\$ -	\$ -	\$ -	\$ -	\$ 4,414,099

2015 Appropriations Schedule

MUSCONETCONG SEWERAGE AUTHORITY

For the Period January 1, 2015 to December 31, 2015

	Proposed Budget						Current Year Adopted Budget	\$ Increase (Decrease) Proposed vs. Current Year	% Increase (Decrease) Proposed vs. Current Year	
	Sewer	Operation #2	Operation #3	Operation #4	Operation #5	Operation #6	Total All Operations	Total All Operations	All Operations	All Operations
OPERATING APPROPRIATIONS										
Administration - Personnel										
Salary & Wages	\$ 155,000						\$ 155,000	\$ 149,000	\$ 6,000	4.0%
Fringe Benefits	84,500						84,500	84,500	-	0.0%
Total Administration - Personnel	239,500	-	-	-	-	-	239,500	233,500	6,000	2.6%
Administration - Other (List)										
Admin Office Expenses	35,000						35,000	33,000	2,000	6.1%
Other Admin Expense #2							-	-	-	#DIV/0!
Other Admin Expense #3							-	-	-	#DIV/0!
Other Admin Expense #4							-	-	-	#DIV/0!
Miscellaneous Administration*							-	-	-	#DIV/0!
Total Administration - Other	35,000	-	-	-	-	-	35,000	33,000	2,000	6.1%
Total Administration	274,500	-	-	-	-	-	274,500	266,500	8,000	3.0%
Cost of Providing Services - Personnel										
Salary & Wages	632,000						632,000	620,000	12,000	1.9%
Fringe Benefits	301,400						301,400	301,300	100	0.0%
Total COPS - Personnel	933,400	-	-	-	-	-	933,400	921,300	12,100	1.3%
Cost of Providing Services - Other (List)										
Maintenance, Repairs & Equipment	160,000						160,000	160,000	-	0.0%
Sludge Disposal	600,000						600,000	550,000	50,000	9.1%
Utilities	580,000						580,000	577,000	3,000	0.5%
Plant Supplies, Fees & Prof. Services	584,000						584,000	657,100	(73,100)	-11.1%
Miscellaneous COPS*	25,000						25,000	25,000	-	0.0%
Total COPS - Other	1,949,000	-	-	-	-	-	1,949,000	1,969,100	(20,100)	-1.0%
Total Cost of Providing Services	2,882,400	-	-	-	-	-	2,882,400	2,890,400	(8,000)	-0.3%
Total Principal Payments on Debt Service in Lieu of Depreciation	573,339	-	-	-	-	-	573,339	577,081	(3,742)	-0.6%
Total Operating Appropriations	3,730,239	-	-	-	-	-	3,730,239	3,733,981	(3,742)	-0.1%
NON-OPERATING APPROPRIATIONS										
Total Interest Payments on Debt	151,050	-	-	-	-	-	151,050	165,118	(14,068)	-8.5%
Operations & Maintenance Reserve							-	-	-	#DIV/0!
Renewal & Replacement Reserve	200,000						200,000	200,000	-	0.0%
Municipality/County Appropriation							-	-	-	#DIV/0!
Other Reserves	315,000						315,000	315,000	-	0.0%
Total Non-Operating Appropriations	666,050	-	-	-	-	-	666,050	680,118	(14,068)	-2.1%
TOTAL APPROPRIATIONS	4,396,289	-	-	-	-	-	4,396,289	4,414,099	(17,810)	-0.4%
ACCUMULATED DEFICIT										
TOTAL APPROPRIATIONS & ACCUMULATED DEFICIT	4,396,289	-	-	-	-	-	4,396,289	4,414,099	(17,810)	-0.4%
UNRESTRICTED NET POSITION UTILIZED										
Municipality/County Appropriation							-	-	-	#DIV/0!
Other	96,289						96,289	-	96,289	#DIV/0!
Total Unrestricted Net Position Utilized	96,289	-	-	-	-	-	96,289	-	96,289	#DIV/0!
TOTAL NET APPROPRIATIONS	\$ 4,300,000	\$ -	\$ -	\$ -	\$ -	\$ -	\$ 4,300,000	\$ 4,414,099	\$ (114,099)	-2.6%

* Miscellaneous line items may not exceed 5% of total operating appropriations shown below. If amount in miscellaneous is greater than the amount shown below, then the line item must be itemized above.

5% of Total Operating Appropriations \$ 186,511.95 \$ - \$ - \$ - \$ - \$ - \$ - \$ 186,511.95

2014 Appropriations Schedule

MUSCONETCONG SEWERAGE AUTHORITY

For the Period January 1, 2015 to December 31, 2015

	<i>Current Year Adopted Budget</i>						Total All Operations
	Sewer	Operation #2	Operation #3	Operation #4	Operation #5	Operation #6	
OPERATING APPROPRIATIONS							
<i>Administration - Personnel</i>							
Salary & Wages	\$ 149,000						\$ 149,000
Fringe Benefits	84,500						84,500
Total Administration - Personnel	233,500	-	-	-	-	-	233,500
<i>Administration - Other (List)</i>							
Admin Office Expenses	33,000						33,000
Other Admin Expense #2							-
Other Admin Expense #3							-
Other Admin Expense #4							-
Miscellaneous Administration*							-
Total Administration - Other	33,000	-	-	-	-	-	33,000
Total Administration	266,500	-	-	-	-	-	266,500
<i>Cost of Providing Services - Personnel</i>							
Salary & Wages	620,000						620,000
Fringe Benefits	301,300						301,300
Total COPS - Personnel	921,300	-	-	-	-	-	921,300
<i>Cost of Providing Services - Other (List)</i>							
Maintenance, Repairs & Equipment	160,000						160,000
Sludge Disposal	550,000						550,000
Utilities	577,000						577,000
Plant Supplies, Fees & Prof. Services	657,100						657,100
Miscellaneous COPS*	25,000						25,000
Total COPS - Other	1,969,100	-	-	-	-	-	1,969,100
Total Cost of Providing Services	2,890,400	-	-	-	-	-	2,890,400
Total Principal Payments on Debt Service in Lieu of Depreciation	577,081	-	-	-	-	-	577,081
Total Operating Appropriations	3,733,981	-	-	-	-	-	3,733,981
NON-OPERATING APPROPRIATIONS							
Total Interest Payments on Debt	165,118	-	-	-	-	-	165,118
Operations & Maintenance Reserve							-
Renewal & Replacement Reserve	200,000						200,000
Municipality/County Appropriation							-
Other Reserves	315,000						315,000
Total Non-Operating Appropriations	680,118	-	-	-	-	-	680,118
TOTAL APPROPRIATIONS	4,414,099	-	-	-	-	-	4,414,099
ACCUMULATED DEFICIT							-
TOTAL APPROPRIATIONS & ACCUMULATED DEFICIT	4,414,099	-	-	-	-	-	4,414,099
UNRESTRICTED NET POSITION UTILIZED							
Municipality/County Appropriation	-	-	-	-	-	-	-
Other							-
Total Unrestricted Net Position Utilized	-	-	-	-	-	-	-
TOTAL NET APPROPRIATIONS	\$ 4,414,099	\$ -	\$ -	\$ -	\$ -	\$ -	\$ 4,414,099

* Miscellaneous line items may not exceed 5% of total operating appropriations shown below. If amount in miscellaneous is greater than the amount shown below, then the line item must be itemized above.

5% of Total Operating Appropriations \$ 186,699.05 \$ - \$ - \$ - \$ - \$ - \$ 186,699.05

5 Year Debt Service Schedule - Principal

MUSCONETCONG SEWERAGE AUTHORITY

	Current Year (2014)	Fiscal Year Beginning in							Total Principal Outstanding
		2015	2016	2017	2018	2019	2020	Thereafter	
Sewer									
2002 A Wastewater	\$ 190,000	\$ 186,127	\$ 195,303	\$ 209,238	\$ 218,809	\$ 228,346	\$ 237,937	\$ 518,985	\$ 1,794,745
2002 Wastewater	178,671	175,660	175,660	178,369	177,595	176,512	175,118	353,937	1,412,851
2007 Wastewater	123,595	121,737	128,087	125,747	131,917	138,177	136,017	289,824	1,071,506
2010 Wastewater	84,815	89,815	89,815	89,815	89,815	89,815	94,815	1,061,117	1,605,007
Total Principal	577,081	573,339	588,865	603,169	618,136	632,850	643,887	2,223,863	5,884,109
Operation #2									
Debt Issuance #1	-	-	-	-	-	-	-	-	-
Debt Issuance #2	-	-	-	-	-	-	-	-	-
Debt Issuance #3	-	-	-	-	-	-	-	-	-
Debt Issuance #4	-	-	-	-	-	-	-	-	-
Total Principal	-	-	-	-	-	-	-	-	-
Operation #3									
Debt Issuance #1	-	-	-	-	-	-	-	-	-
Debt Issuance #2	-	-	-	-	-	-	-	-	-
Debt Issuance #3	-	-	-	-	-	-	-	-	-
Debt Issuance #4	-	-	-	-	-	-	-	-	-
Total Principal	-	-	-	-	-	-	-	-	-
Operation #4									
Debt Issuance #1	-	-	-	-	-	-	-	-	-
Debt Issuance #2	-	-	-	-	-	-	-	-	-
Debt Issuance #3	-	-	-	-	-	-	-	-	-
Debt Issuance #4	-	-	-	-	-	-	-	-	-
Total Principal	-	-	-	-	-	-	-	-	-
Operation #5									
Debt Issuance #1	-	-	-	-	-	-	-	-	-
Debt Issuance #2	-	-	-	-	-	-	-	-	-
Debt Issuance #3	-	-	-	-	-	-	-	-	-
Debt Issuance #4	-	-	-	-	-	-	-	-	-
Total Principal	-	-	-	-	-	-	-	-	-
Operation #6									
Debt Issuance #1	-	-	-	-	-	-	-	-	-
Debt Issuance #2	-	-	-	-	-	-	-	-	-
Debt Issuance #3	-	-	-	-	-	-	-	-	-
Debt Issuance #4	-	-	-	-	-	-	-	-	-
Total Principal	-	-	-	-	-	-	-	-	-
TOTAL PRINCIPAL ALL OPERATIONS	\$ 577,081	\$ 573,339	\$ 588,865	\$ 603,169	\$ 618,136	\$ 632,850	\$ 643,887	\$ 2,223,863	\$ 5,884,109

Indicate the Authority's most recent bond rating and the year of the rating by ratings service.

	Moody's	Fitch	Standard & Poors
Bond Rating			
Year of Last Rating			

5 Year Debt Service Schedule - Interest

MUSCONETCONG SEWERAGE AUTHORITY

	Current Year (2014)	Fiscal Year Beginning in							Total Interest Payments Outstanding
		2015	2016	2017	2018	2019	2020	Thereafter	
Wastewater									
2002 A Wastewater	\$ 98,538	\$ 88,675	\$ 78,675	\$ 68,050	\$ 56,800	\$ 45,050	\$ 32,800	\$ 26,575	\$ 396,625
2007 Wastewater	28,330	25,750	22,625	19,375	16,000	12,750	9,750	8,375	114,625
2010 Wastewater	38,250	36,625	34,875	33,125	31,375	29,625	27,750	143,625	337,000
Total Interest Payments	165,118	151,050	136,175	120,550	104,175	87,425	70,300	178,575	848,250
Operation #2									
Debt Issuance #1	-	-	-	-	-	-	-	-	-
Debt Issuance #2	-	-	-	-	-	-	-	-	-
Debt Issuance #3	-	-	-	-	-	-	-	-	-
Debt Issuance #4	-	-	-	-	-	-	-	-	-
Total Interest Payments	-	-	-	-	-	-	-	-	-
Operation #3									
Debt Issuance #1	-	-	-	-	-	-	-	-	-
Debt Issuance #2	-	-	-	-	-	-	-	-	-
Debt Issuance #3	-	-	-	-	-	-	-	-	-
Debt Issuance #4	-	-	-	-	-	-	-	-	-
Total Interest Payments	-	-	-	-	-	-	-	-	-
Operation #4									
Debt Issuance #1	-	-	-	-	-	-	-	-	-
Debt Issuance #2	-	-	-	-	-	-	-	-	-
Debt Issuance #3	-	-	-	-	-	-	-	-	-
Debt Issuance #4	-	-	-	-	-	-	-	-	-
Total Interest Payments	-	-	-	-	-	-	-	-	-
Operation #5									
Debt Issuance #1	-	-	-	-	-	-	-	-	-
Debt Issuance #2	-	-	-	-	-	-	-	-	-
Debt Issuance #3	-	-	-	-	-	-	-	-	-
Debt Issuance #4	-	-	-	-	-	-	-	-	-
Total Interest Payments	-	-	-	-	-	-	-	-	-
Operation #6									
Debt Issuance #1	-	-	-	-	-	-	-	-	-
Debt Issuance #2	-	-	-	-	-	-	-	-	-
Debt Issuance #3	-	-	-	-	-	-	-	-	-
Debt Issuance #4	-	-	-	-	-	-	-	-	-
Total Interest Payments	-	-	-	-	-	-	-	-	-
TOTAL INTEREST ALL OPERATIONS									
Total Interest Payments	165,118	151,050	136,175	120,550	104,175	87,425	70,300	178,575	848,250

2015 Net Position Reconciliation

MUSCONETCONG SEWERAGE AUTHORITY

For the Period

January 1, 2015

to December 31, 2015

	Proposed Budget				
	Operation #2	Operation #3	Operation #4	Operation #5	Total All Operations
TOTAL NET POSITION BEGINNING OF CURRENT YEAR (1)					
Less: Invested in Capital Assets, Net of Related Debt (1)	\$ 29,551,391				\$ 29,551,391
Less: Restricted for Debt Service Reserve (1)	26,270,303				26,270,303
Less: Other Restricted Net Position (1)	2,149,408				2,149,408
Total Unrestricted Net Position (1)	1,131,680	-	-	-	1,131,680
Less: Designated for Non-Operating Improvements & Repairs					-
Less: Designated for Rate Stabilization					-
Less: Other Designated by Resolution	350,000				350,000
Plus: Accrued Unfunded Pension Liability (1)					-
Plus: Accrued Unfunded Other Post-Employment Benefit Liability (1)					-
Plus: Estimated Income (Loss) on Current Year Operations (2)					-
Plus: Other Adjustments (attach schedule)					-
UNRESTRICTED NET POSITION AVAILABLE FOR USE IN PROPOSED BUDGET	781,680	-	-	-	781,680
Unrestricted Net Position Utilized to Balance Proposed Budget	96,289	-	-	-	96,289
Unrestricted Net Position Utilized in Proposed Capital Budget	-	-	-	-	-
Appropriation to Municipality/County (3)	-	-	-	-	-
Total Unrestricted Net Position Utilized in Proposed Budget	96,289	-	-	-	96,289
PROJECTED UNRESTRICTED UNDESIGNATED NET POSITION AT END OF YEAR (4)	\$ 685,391	\$ -	\$ -	\$ -	\$ 685,391

(1) Total of all operations for this line item must agree to audited financial statements.

(2) Include budgeted and unbudgeted use of unrestricted net position in the current year's operations.

(3) Amount may not exceed 5% of total operating appropriations. See calculation below.

Maximum Allowable Appropriation to Municipality/County

(4) If Authority is projecting a deficit for any operation at the end of the budget period, the Authority must attach a statement explaining its plan to reduce the deficit, including the timeline for elimination of the deficit, if not already detailed in the budget narrative section.

2015

MUSCONETCONG SEWERAGE

AUTHORITY
CAPITAL
BUDGET/
PROGRAM

2015 CERTIFICATION OF AUTHORITY CAPITAL BUDGET/PROGRAM

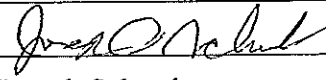
MUSCONETCONG SEWERAGE AUTHORITY

FISCAL YEAR: FROM: JANUARY 1, 2015 TO: DECEMBER 31, 2015

☒ It is hereby certified that the Authority Capital Budget/Program annexed hereto is a true copy of the Capital Budget/Program approved, pursuant to N.J.A.C. 5:31-2.2, along with the Annual Budget, by the governing body of the Musconetcong Sewerage Authority, on the 23rd day of October, 2014.

OR

☐ It is hereby certified that the governing body of the _____ Authority have elected **NOT** to adopt a Capital Budget /Program for the aforesaid fiscal year, pursuant to N.J.A.C. 5:31-2.2 for the following reason(s): _____

Officer's Signature:			
Name:	Joseph Schwab		
Title:	Secretary		
Address:	110 Continental Drive Budd Lake, New Jersey 07828		
Phone Number:	(973)347-1525	Fax Number:	(973)347-8356
E-mail address			

2015 CAPITAL BUDGET/PROGRAM MESSAGE

MUSCONETCONG SEWERAGE AUTHORITY

FISCAL YEAR: FROM: JANUARY 1, 2015 TO: DECEMBER 31, 2015

1. Has each municipality or county affected by the actions of the authority participated in the development of the capital plan and reviewed or approved the plans or projects included within the Capital Budget/Program?

Yes.

2. Has each capital project/project financing been developed from a specific capital improvement plan or report; does it include full lifecycle costs; and is it consistent with appropriate elements of Master Plans or other plans in the jurisdiction(s) served by the authority?

Yes.

3. Has a long-term (10-20 years) infrastructure needs assessment or other capital plan with a horizon beyond six years been prepared?

No, but has started one recently.

4. Describe the projected impact of the proposed capital projects, including impact on the schedule of rates, fees, and service charges and the impact on current and future year's schedules.

The proposed capital projects will have minimal impact on the service charges to the participants as these costs will be funded from the Authority's reserves.

5. Please indicate which capital projects/project financings are being undertaken in the Metropolitan or Suburban Planning Areas as defined in the State Development and Redevelopment Plan.

None.

6. Please indicate which capital projects/project financings are being undertaken within the boundary of a State Planning Commission-designated Center and/or Endorsed Plan and if the project was included in the Plan Implementation Agenda for that Center/Endorsed Plan.

None.

Add additional sheets if necessary.

2015 Proposed Capital Budget

MUSCONETCONG SEWERAGE AUTHORITY
For the Period January 1, 2015 to December 31, 2015

	Estimated Total Cost	Funding Sources				
		Unrestricted Net Position Utilized	Renewal & Replacement Reserve	Debt Authorization	Capital Grants	Other Sources
<i>Sewer</i>						
Pump Station #1 Improvements	\$ 78,000		\$ 78,000			
Plant Automation for Phos. & Nitrif.	320,000					320,000
Microstrainer Rehab	122,000		122,000			
Project D Description	-					
Total	520,000	-	200,000	-	-	320,000
<i>Operation #2</i>						
Project A Description	-					
Project B Description	-					
Project C Description	-					
Project D Description	-					
Total	-	-	-	-	-	-
<i>Operation #3</i>						
Project A Description	-					
Project B Description	-					
Project C Description	-					
Project D Description	-					
Total	-	-	-	-	-	-
<i>Operation #4</i>						
Project A Description	-					
Project B Description	-					
Project C Description	-					
Project D Description	-					
Total	-	-	-	-	-	-
<i>Operation #5</i>						
Project A Description	-					
Project B Description	-					
Project C Description	-					
Project D Description	-					
Total	-	-	-	-	-	-
<i>Operation #6</i>						
Project A Description	-					
Project B Description	-					
Project C Description	-					
Project D Description	-					
Total	-	-	-	-	-	-
TOTAL PROPOSED CAPITAL BUDGET	\$ 520,000	\$ -	\$ 200,000	\$ -	\$ -	\$ 320,000

Enter brief description of up to four projects for each operation above. For operations with more than four budgeted projects, please attach additional schedules. Input total amount of all projects for the operation on single line and enter "See Attached Schedule" instead of project description.

5 Year Capital Improvement Plan

MUSCONETCONG SEWERAGE AUTHORITY

For the Period January 1, 2015 to December 31, 2015

	Estimated Total Cost	Fiscal Year Beginning In					
		Current Year Proposed Budget	2016	2017	2018	2019	2020
<i>Sewer</i>							
Pump Station #1 Improvements \$	78,000	\$ 78,000					
Plant Automation for Phos. & Ni	320,000	320,000					
Microstrainer Rehab	122,000	122,000					
Project D Description	-	-					
Total	520,000	520,000	-	-	-	-	-
<i>Operation #2</i>							
Project A Description	-	-					
Project B Description	-	-					
Project C Description	-	-					
Project D Description	-	-					
Total	-	-	-	-	-	-	-
<i>Operation #3</i>							
Project A Description	-	-					
Project B Description	-	-					
Project C Description	-	-					
Project D Description	-	-					
Total	-	-	-	-	-	-	-
<i>Operation #4</i>							
Project A Description	-	-					
Project B Description	-	-					
Project C Description	-	-					
Project D Description	-	-					
Total	-	-	-	-	-	-	-
<i>Operation #5</i>							
Project A Description	-	-					
Project B Description	-	-					
Project C Description	-	-					
Project D Description	-	-					
Total	-	-	-	-	-	-	-
<i>Operation #6</i>							
Project A Description	-	-					
Project B Description	-	-					
Project C Description	-	-					
Project D Description	-	-					
Total	-	-	-	-	-	-	-
TOTAL	\$ 520,000	\$ 520,000	\$ -	\$ -	\$ -	\$ -	\$ -

Project descriptions entered on Page CB-3 will carry forward to Pages CB-4 and CB-5. No need to re-enter project descriptions above.

5 Year Capital Improvement Plan Funding Sources

MUSCONETCONG SEWERAGE AUTHORITY

For the Period January 1, 2015

to

December 31, 2015

	Estimated Total Cost	Funding Sources				
		Unrestricted Net Position Utilized	Renewal & Replacement Reserve	Debt Authorization	Capital Grants	Other Sources
Sewer						
Pump Station #1 Improvements	\$ 78,000		\$ 78,000			
Plant Automation for Phos. & Nitrif.	320,000					
Microstrainer Rehab	122,000		122,000			320,000
Project D Description	-					
Total	520,000	-	200,000	-	-	320,000
Operation #2						
Project A Description	-					
Project B Description	-					
Project C Description	-					
Project D Description	-					
Total	-	-	-	-	-	-
Operation #3						
Project A Description	-					
Project B Description	-					
Project C Description	-					
Project D Description	-					
Total	-	-	-	-	-	-
Operation #4						
Project A Description	-					
Project B Description	-					
Project C Description	-					
Project D Description	-					
Total	-	-	-	-	-	-
Operation #5						
Project A Description	-					
Project B Description	-					
Project C Description	-					
Project D Description	-					
Total	-	-	-	-	-	-
Operation #6						
Project A Description	-					
Project B Description	-					
Project C Description	-					
Project D Description	-					
Total	-	-	-	-	-	-
TOTAL	\$ 520,000	\$ -	\$ 200,000	\$ -	\$ -	\$ 320,000
Total 5 Year Plan per CB-4	\$ 520,000					
Balance check		- If amount is other than zero, verify that projects listed above match projects listed on CB-4.				

Project descriptions entered on Page CB-3 will carry forward to Pages CB-4 and CB-5. No need to re-enter project descriptions above.

The commissioners discussed the change of date to receive bids for the 2015 Sludge Hauling Contract. It was noted that the bid receipt date would be changed from October 23, 2014 to October 30, 2014.

Mr. Joss left the meeting at 8:37 PM.

Motion made by Mr. Phil, seconded by Mr. Benson and the affirmative roll call vote of members present for the commissioners to go into closed session at 8:39 PM:

WHEREAS, Section 8 of the Open Public Meetings Act (N.J.S.A. 10:4-12 (b) (1-9) permits the exclusion of the public from meeting in certain circumstances;

WHEREAS, the Commissioners of the Musconetcong Sewerage Authority are of the opinion that such circumstances exist.

NOW, THEREFORE, BE IT RESOLVED by the Commissioners of the Musconetcong Sewerage Authority as follows:

1. The public shall be excluded from discussion of, action on and hearing the tape of closed session of the Musconetcong Sewerage Authority;
2. The general nature of the subject matter to be discussed is as follows: Litigation

The above subject matter will be made public as soon thereafter as it is deemed to be in the public interest.

Motion to reopen the meeting to the public at 9:16 PM was offered by Mr. Schwab, seconded by Mrs. Michetti and the affirmative vote of members present.

Lee Purcell, PE and Fenton Purcell, PE left the meeting at 9:17 PM.

Motion made by Mr. Benson, seconded by Mr. Phil and the affirmative roll call vote of members present for the commissioners to go into closed session at 9:18 PM:

WHEREAS, Section 8 of the Open Public Meetings Act (N.J.S.A. 10:4-12 (b) (1-9) permits the exclusion of the public from meeting in certain circumstances;

WHEREAS, the Commissioners of the Musconetcong Sewerage Authority are of the opinion that such circumstances exist.

NOW, THEREFORE, BE IT RESOLVED by the Commissioners of the Musconetcong Sewerage Authority as follows:

3. The public shall be excluded from discussion of, action on and hearing the tape of closed session of the Musconetcong Sewerage Authority;
4. The general nature of the subject matter to be discussed is as follows: Personnel

The above subject matter will be made public as soon thereafter as it is deemed to be in the public interest.

Motion to reopen the meeting to the public at 9:40 PM was offered by Mr. Benson, seconded by Mr. Schindelar and the affirmative vote of members present.

Motion made by Mr. McNeilly, seconded by Mr. Schwab and the affirmative roll call vote of members present, Chairman Rattner adjourned the meeting at 9:41 PM.

Respectfully Submitted:



Susan Grebe,
Administrative Assistant